Lesson 6 — 3 min.

321 508 657 +189	$32.56 93.72 +44.08	63 29 48 53 +19

32 ×5	67 ×2	29 ×3	56 ×4

371 −192	637 −441	802 −114

Lesson 8 — 1 min. 30 sec.

8 +7	5 +6	9 +3	9 +8	3 +7

16 −8	12 −7	13 −9	21 −9	17 −8

6 ×5	4 ×4	8 ×4	9 ×5	3 ×6

Lesson 9 — 5 min.

4,682 × 5	9,327 × 6	1,406 × 3

431 +515	$4.14 +82.93	4,872 +5,168

871 −462	395 −287	4,301 −2,681

Lesson 10 — 3 min.

8,762 × 5	4,962 × 7	1,489 × 4

9,536 × 7	2,709 × 5	3,995 × 7

4 dimes + 2 nickels − 1 quarter = _____

Copyright © 1995, 1991, 1980 Pensacola Christian College • Not to be reproduced.

Lesson 11 — 3 min.

9,743 × 6	4,182 × 7	2,985 × 4
47 × 26	35 × 62	49 × 77

Lesson 13 — 3 min.

7,326 − 1,478	2,093 − 848	$16,001.15 − 198.72
87 × 56	25 × 74	632 × 21

Lesson 14 — 5 min.

6 × 8 = ____	8 + 8 = ____
4 × 3 = ____	13 − 6 = ____
8 − 3 = ____	9 × 7 = ____
19 + 4 = ____	5 × 5 = ____
8 × 7 = ____	12 + 8 = ____
14 − 6 = ____	13 + 9 = ____
31 + 7 = ____	27 − 6 = ____
4 × 4 = ____	4 × 8 = ____

Lesson 15 — 3 min.

9,745 × 7	$48.02 × 6	7,149 × 8

4)8 5)10 3)9 4)12

Copyright © 1995, 1991, 1980 Pensacola Christian College • Not to be reproduced.

Quiz 1

Grade

Name _____ Date _____

1. Follow the signs.

a. 11
7
+ 9

b. $19.85
23.06
+ 48.37

c. 13
− 7

d. 200
− 188

e. 5
× 3

f. 316
× 3

g. 793
568
+ 466

h. $73.94
− 23.59

i. 32
× 4

j. 379
− 216

2. Place commas correctly in these numbers.

a. 4320687 **b.** 629518 **c.** 95,427

3. Write these numbers correctly.

a. _____ 67 million, 342 thousand, 615

b. _____ 902 million, 892 thousand, 582

c. _____ 86 million, 472 thousand, 16

4. Write the values.

a. 3 dimes = _____ **b.** 5 nickels = _____

c. 7 dollars = _____

5. Underline the clue words and write the process sign (+ or −) that would be used to answer the problem.

a. _____ How many cookies did they eat in all?

b. _____ How much less did the box weigh?

c. _____ How many books did he buy altogether?

© 1001 1980 Pensacola Christian College • Not to be reproduced.

Lesson 16 — 5 min.

+	12	9	7	11	8	5
9						
3						
5						
10						
8						

Lesson 18 — 4 min.

$$\begin{array}{r} 978 \\ \times\ 28 \\ \hline \end{array} \qquad \begin{array}{r} 495 \\ \times\ 67 \\ \hline \end{array} \qquad \begin{array}{r} 382 \\ \times\ 26 \\ \hline \end{array}$$

$$6\overline{)306} \qquad 5\overline{)490} \qquad 7\overline{)560}$$

Lesson 19 — 3 min.

$$\begin{array}{r} 97 \\ 29 \\ 56 \\ +\ 82 \\ \hline \end{array} \qquad \begin{array}{r} 632 \\ 549 \\ 876 \\ +\ 615 \\ \hline \end{array} \qquad \begin{array}{r} 907 \\ -\ 468 \\ \hline \end{array}$$

$$\begin{array}{r} 9,328 \\ \times\ \ \ \ 3 \\ \hline \end{array} \qquad \begin{array}{r} \$67.29 \\ \times\ \ \ \ \ \ 8 \\ \hline \end{array} \qquad \begin{array}{r} 43 \\ \times\ 26 \\ \hline \end{array}$$

Lesson 20 — 2 min. 30 sec.

×	11	7	12	3	9	6
9						
7						
3						
8						
4						

Copyright © 1995, 1991, 1980 Pensacola Christian College • Not to be reproduced.

Test 1

Grade

Name _____ Date _____

1. Work these story problems on the test paper.

a. Jack bought a Bible for $8.45. How much change did he receive from $10.00?

b. How much did Suzanne earn by selling 150 oranges for 6¢ each?

2. Follow the signs.

a. $42.35 + 27.29

b. 781 × 5

c. 7,471 − 5,489

d. 162 × 4

e. 26 + 75 + 54 + 83

f. 8,112 − 1,079

g. 703 × 6

h. 7,136 − 3,225

i. $19.37 + 6.25

j. 72 × 46

k. 385 + 293 + 646 + 721

l. 786 × 5

Copyright © 1995, 1991, 1980 Pensacola Christian College • Not to be reproduced.

3. Write the answers.

a. $2 + 9 =$ _____	**b.** $17 - 9 =$ _____	**c.** $7 \times 7 =$ 49
d. $5 \times 3 =$ _____	**e.** $2 \times 8 =$ _____	**f.** $5 + 8 =$ 13
g. $12 - 5 =$ _____	**h.** $9 + 9 =$ _____	**i.** $11 - 0 =$ 11
j. $6 \times 7 =$ _____	**k.** $8 \times 3 =$ _____	**l.** $4 \times 5 =$ 20

4. Write these numbers correctly.

a. 23 million, 218 thousand, 6 _____

b. 8 million, 9 _____

c. 15 million, 350 thousand _____

5. Place the dollar sign and decimal point correctly in each to make dollars and cents.

a. 4 9 5	**b.** 3 2 9 5	**c.** 6 5	**d.** 9 7 3
e. 2 3	**f.** 7 0 9	**g.** 6 2 0 4	**h.** 1 2 7
i. $6.14	**j.** $14.75		

6. Write the progress sign (+ or −) that would be used to answer the problem.

a. _____ How many students are there altogether?

b. _____ How much less did the basketball cost?

c. _____ What is the sum of the houses?

Lesson 21 — 3 min.

4 ft. = _____ in. 6 yd. = _____ ft.

3 yd. = _____ in. 36 yd. = _____ ft.

$5\overline{)472}$ $6\overline{)219}$ $3\overline{)872}$

Lesson 23 — 3 min.

72 ft. = _____ yd. 13 ft. = _____ in.

9,728		
4,751		
6,139	32,201	6,759
+ 8,358	− 17,294	× 8

Lesson 24 — 2 min.

17 − 8 = ____	8 × 4 = ____
23 − 5 = ____	7 × 6 = ____
12 − 3 = ____	3 × 9 = ____
18 − 9 = ____	4 × 5 = ____
14 − 5 = ____	12 × 2 = ____
21 − 7 = ____	5 × 9 = ____
9 − 6 = ____	6 × 9 = ____
33 − 18 = ____	7 × 8 = ____

Lesson 25 — 5 min.

×	8	6	4	7	12	3
11						
9						
12						
3						
10						

Copyright © 1995, 1991, 1980 Pensacola Christian College • Not to be reproduced.

Quiz 2

Grade

Name _____ Date _____

1. Follow the signs.

a. $62.83
− 14.79

b. 7
× 7

c. 23
17
+ 84

d. $57.59
21.13
+ 8.68

e. 13
− 7

f. 359
× 5

g. 13
× 26

h. 34
+ 17

i. $10.50
− 2.77

j. 982
× 4

2. Divide and check.

5 ⟌ 25

3. Write the products.

×	8	2	6	4	7
4					
3					
5					
6					

4. Place the commas correctly.

a. 7326458

b. 1900053726

c. 171819

Christian College • Not to be reproduced.

Lesson 26 — 3 min.

$6\overline{)504}$ $3\overline{)873}$ $7\overline{)609}$

$\begin{array}{r} 954 \\ \times 36 \\ \hline \end{array}$ $\begin{array}{r} 278 \\ \times 59 \\ \hline \end{array}$ $\begin{array}{r} 482 \\ \times 64 \\ \hline \end{array}$

Lesson 28 — 5 min.

$\begin{array}{r} 4 \\ \times 8 \\ \hline \end{array}$ $\begin{array}{r} 3 \\ \times 7 \\ \hline \end{array}$ $\begin{array}{r} 2 \\ \times 9 \\ \hline \end{array}$ $\begin{array}{r} 6 \\ \times 6 \\ \hline \end{array}$ $\begin{array}{r} 8 \\ \times 9 \\ \hline \end{array}$

$\begin{array}{r} 9 \\ +7 \\ \hline \end{array}$ $\begin{array}{r} 6 \\ +8 \\ \hline \end{array}$ $\begin{array}{r} 14 \\ +3 \\ \hline \end{array}$ $\begin{array}{r} 7 \\ +7 \\ \hline \end{array}$ $\begin{array}{r} 8 \\ +9 \\ \hline \end{array}$

$\begin{array}{r} 13 \\ -6 \\ \hline \end{array}$ $\begin{array}{r} 19 \\ -11 \\ \hline \end{array}$ $\begin{array}{r} 17 \\ -8 \\ \hline \end{array}$ $\begin{array}{r} 14 \\ -7 \\ \hline \end{array}$ $\begin{array}{r} 21 \\ -6 \\ \hline \end{array}$

$72 \div 6 =$ ____ $24 \div 8 =$ ____

Quiz 5 each

Lesson 29 — 2 min.

+	12	7	9	3	8	6
4						
13						
9						
7						
11						

Lesson 30 — 3 min.

$\begin{array}{r} 683 \\ \times 86 \\ \hline \end{array}$ $\begin{array}{r} 459 \\ \times 27 \\ \hline \end{array}$ $\begin{array}{r} 796 \\ \times 89 \\ \hline \end{array}$

$\begin{array}{r} \$351.06 \\ -\ 29.73 \\ \hline \end{array}$ $\begin{array}{r} 6,251 \\ -4,836 \\ \hline \end{array}$ $\begin{array}{r} 2,391 \\ -888 \\ \hline \end{array}$

Copyright © 1995, 1991, 1980 Pensacola Christian College • Not to be reproduced.

Test 2

Grade

Name _____ Date _____

1. Solve these story problems. Do your work on this test sheet.

a. On Friday, Joe sold 125 pencils at 15¢ each. How much did he receive for them?

b. Rebecca bought a stuffed dog for $4.97 and a game for $9.98. How much change did she receive from $20.00?

2. Follow the signs.

a. 6,000 − 3,684

b. 3,631 + 7,507 + 1,078

c. 947 × 5

d. 3,180 − 2,058

e. 925 + 298 + 523 + 233

f. 407 × 39

g. $50.00 − 45.25

h. 5,381 + 2,199

i. 268 × 46

j. 76 + 70 + 34 + 17 + 23

College • Not to be reproduced.

Give instruction to a wise man, and he will be yet wiser: teach a just man, and he will increase in learning. —Prov. 9:9

3. Match. Put the correct letter in each blank.

_____ **a.** Change measures from larger to smaller by ___.
_____ **b.** Change measures from smaller to larger by ___.
_____ **c.** Three feet equal ___.
_____ **d.** Addition clue words
_____ **e.** Answer to a division problem
_____ **f.** Answer to a subtraction problem
_____ **g.** Twelve inches equal ___.
_____ **h.** Answer to a multiplication problem
_____ **i.** One yard equals ___.

r. difference
s. dividing
t. in all
u. multiplying
v. one foot
w. one yard
x. product
y. quotient
z. thirty-six inches

4. Divide and check.

a. $4\overline{)376}$ **b.** $8\overline{)728}$ **c.** $7\overline{)504}$

5. Write the products.

×	12	6	11	1	10	2	9	3	8	4	7	5	0
6													
4													

6. Work carefully.

a. 3 yd. = _____ ft. **b.** 24 ft. = _____ yd. **c.** 3 ft. = _____ in.

Lesson 31 — 3 min.

Average.

9 7	4 3 7	4 1
8 6	6 9 2	5 6
9 3	4 1 6	4 8
8 8	8 9 1	3 9
9 1		2 4
8 5		4 4

Lesson 33 — 2 min.

72 ÷ 6 = ____	8 × 7 = ____
48 ÷ 8 = ____	4 × 3 = ____
36 ÷ 9 = ____	5 × 6 = ____
70 ÷ 10 = ____	12 × 11= ____
35 ÷ 7 = ____	7 × 9 = ____
16 ÷ 4 = ____	8 × 4 = ____
28 ÷ 7 = ____	2 × 11 = ____
56 ÷ 8 = ____	4 × 6 = ____

Lesson 34 — 5 min.

$4\overline{)76}$ $8\overline{)92}$ $7\overline{)321}$

$$\begin{array}{r} 6,321 \\ \times \quad 7 \\ \hline \end{array} \qquad \begin{array}{r} 4,092 \\ \times \quad 6 \\ \hline \end{array} \qquad \begin{array}{r} 1,479 \\ \times \quad 8 \\ \hline \end{array}$$

$$\begin{array}{r} 932 \\ +687 \\ \hline \end{array} \qquad \begin{array}{r} 421 \\ +437 \\ \hline \end{array} \qquad \begin{array}{r} 516 \\ +978 \\ \hline \end{array}$$

Lesson 35 — 2 min.

×	11	7	12	3	6	9
9						
7						
10						
6						
4						

Copyright © 1995, 1991, 1980 Pensacola Christian College • Not to be reproduced.

Grade

Quiz 3

Name _____ Date _____

1. Write the products.

×	3	10	6	12	7	2
7						
9						
4						

2. Follow the signs.

a. 791 + 285 + 366

b. 80 − 19

c. 291 × 6

d. 38 + 42 + 76

e. 24 × 15

f. 2,997 + 3,586

g. 3 × 50

h. 5 ⟌ 47

i. 4 ⟌ 36

3. Write the answers.

a. 1 yd. = _____ ft.

b. 1 ft. = _____ in.

c. 1 mi. = _____ ft.

Copyright © 1995, 1991, 1980 Pensacola Christian College • Not to be reproduced.

Lesson 36 — 2 min.

Write +, −, ×, or ÷.

6 ___ 3 = 18
4 ___ 2 = 8
12 ___ 2 = 6
27 ___ 4 = 31
18 ___ 9 = 9
18 ___ 3 = 6
9 ___ 3 = 27
16 ___ 6 = 22
13 ___ 9 = 4
22 ___ 11 = 11
35 ___ 5 = 7
4 ___ 8 = 32
9 ___ 7 = 2
54 ___ 6 = 9

Lesson 38 — 2 min.

×	9	10	7	12	5	11
8						
12						
9						
6						
10						

Lesson 39 — 5 min.

$\frac{1}{3}$ of 15 = ____
$\frac{1}{9}$ of 81 = ____
$\frac{1}{11}$ of 121 = ____
$\frac{1}{10}$ of 100 = ____
$\frac{1}{5}$ of 10 = ____
$\frac{1}{12}$ of 60 = ____
$\frac{1}{7}$ of 14 = ____
$\frac{1}{12}$ of 72 = ____
$\frac{1}{10}$ of 50 = ____
$\frac{1}{3}$ of 27 = ____
$\frac{1}{7}$ of 49 = ____
$\frac{1}{11}$ of 33 = ____
$\frac{1}{5}$ of 35 = ____
$\frac{1}{7}$ of 49 = ____
$\frac{1}{9}$ of 18 = ____
$\frac{1}{6}$ of 36 = ____
$\frac{1}{5}$ of 25 = ____
$\frac{1}{2}$ of 16 = ____
$\frac{1}{9}$ of 72 = ____
$\frac{1}{8}$ of 48 = ____

Lesson 40 — 3 min. 30 sec.

$$\begin{array}{r} 492 \\ \times\ 123 \\ \hline \end{array} \qquad \begin{array}{r} 609 \\ \times\ 415 \\ \hline \end{array} \qquad \begin{array}{r} 587 \\ \times\ 426 \\ \hline \end{array}$$

$4\overline{)16}$ $\qquad$ $7\overline{)35}$ $\qquad$ $3\overline{)27}$

Copyright © 1995, 1991, 1980 Pensacola Christian College • Not to be reproduced.

Test 3

Grade ☐

Name _____ Date _____

1. Solve these story problems. Do your work on this test sheet.

a. Jim paid $6.00 to ride a bicycle for 4 hours. At that rate, what was the cost per hour?

b. Sue collected 12 shells Monday, 15 shells Tuesday, and 21 shells Wednesday. How many shells did she collect those three days?

2. Circle the digit in the one thousands' position.

a. 5 3 2 0 6 **b.** 3 2 9 5 8 6 **c.** 4 8 0 3

3. Fill in the blanks.

a. 1 yd. = _____ ft. **b.** 1 ton = _____ lb. **c.** 1 lb. = _____ oz.

d. 1 ft. = _____ in. **e.** 1 mi. = _____ ft. **f.** 1 yd. = _____ in.

4. Divide and check.

a. $7\overline{)525}$ **b.** $3\overline{)7,198}$ **c.** $5\overline{)6,670}$ $\begin{array}{r} 1,334 \\ \times \quad 5 \\ \hline \end{array}$

Copyright © 1995, 1991, 1980 Pensacola Christian College • Not to be reproduced.

Occupation was one of the pleasures of paradise, and we cannot be happy without it. —Anna Jameson

5. Average by dividing the sum by the number of addends.

a. 16, 28, 16, 20 =

b. \$.98, \$1.27, \$.93 =

6. Follow the signs.

a.
```
  90
  15
  29
  94
 +33
```

b.
```
 4,856
-4,571
```

c.
```
 3,958
×    7
```

d.
```
 275
×43
```

e.
```
  341
  589
  256
 +663
```

7. Fill in the blanks.

a. $7 \times 9 =$ _____

b. $15 + 8 =$ _____

c. $28 \div 4 =$ _____

d. $81 \div 9 =$ _____

e. $6 \times 9 =$ _____

f. $19 - 8 =$ _____

g. $8 + 6 =$ _____

h. $56 \div 7 =$ _____

i. $13 + 9 =$ _____

j. $12 - 5 =$ _____

k. $21 - 6 =$ _____

l. $9 \times 8 =$ _____

8. Solve the measurement equations.

a. 8 oz. + 3 lb. = _____ oz.

b. 24 yd. − 9 ft. = _____ yd.

Lesson 41 — 3 min.

Average.

913	15	932
682	19	621
451	83	487
	65	
	43	

Lesson 43 — 2 min.

+	17	9	11	13	4	0
8						
6						
9						
4						
5						

Lesson 44 — 5 min.

20)60 30)90 41)82

932	499	376
× 6	× 8	× 5
97	432	617
− 69	− 209	− 188

Lesson 45 — 2 min.

9	6	4	3	12
× 7	× 5	× 8	× 9	× 8
18	27	14	9	7
+ 9	+ 6	+ 3	+ 8	+ 8
73	19	21	13	42
− 6	− 7	− 8	− 9	− 11

Copyright © 1995, 1991, 1980 Pensacola Christian College • Not to be reproduced.

Quiz 4

Grade ____

Name _____ Date _____

1. Match. Write the correct letter in each blank.

a. _____ To change a larger measure to a smaller measure, ___.

b. _____ To average numbers, ___.

c. _____ The five steps in division are ___.

d. _____ The denominator of a fraction ___.

e. _____ To change a smaller measure to a larger measure, ___.

f. _____ To check division, ___.

u. ÷ × − c ↓

v. divide

w. divide the sum by the number of addends

x. multiply the quotient by the divisor and add the remainder

y. multiply

z. tells how many parts the object is divided into

2. Fill in the blanks with the correct number.

a. 6 × _____ = 54

b. _____ ÷ 7 = 7

c. 37 − 19 = _____

d. 12 ÷ _____ = 4

e. 19 + _____ = 42

f. _____ × 12 = 96

3. Fill in the blanks.

a. 1 yd. = _____ ft.

b. 1 lb. = _____ oz.

c. 1 t. = _____ lb.

d. 1 ft. = _____ in.

e. 1 yd. = _____ in.

f. 1 gal. = _____ qt.

4. Follow the signs.

a.
```
  27
  18
  46
 +75
```

b.
```
 2,706
-1,117
```

c.
```
 679
 × 4
```

d.
```
 7,851
+2,999
```

e.
```
 5,000
-2,297
```

f.
```
 365
 ×23
```

g. 4) 312

h. 9 × 7 = _____

Copyright © 1995, 1991, 1980 Pensacola Christian College • Not to be reproduced.

Lesson 46 — 1 min.

Circle digit in the hundreds' position.

4,329 16,307 287 14,931
806 49,892 416 5,372

Circle digit in the tens' position.

4,329 16,307 287 14,931
806 49,892 416 5,372

Circle digit in the ones' position.

4,329 16,307 287 14,931
806 49,892 416 5,372

Lesson 48 — 5 min.

×	8	10	11	12	7	9
12						
9						
7						
10						
8						

Lesson 49 — 3 min.

42)84 41)41 21)840

673 × 239 163 × 37 595 × 268

Lesson 50 — 3 min.

Average.

96
87
33
24

257
465

1,832
4,781
6,593

1991, 1980 Pensacola Christian College • Not to be reproduced.

5. Give students the **designated time** to complete the drill. Tell them to *stop* when time is up. The length of each speed drill is on the drills and in the *Curriculum / Lesson Plans.*

6. Have students put their pencils away and get out pens. Call out the answers and have students check their work. Often students can grade their own speed drills when the grades are not recorded. Checking their own drills helps them to see what they missed. The students should exchange and check all graded speed drills. Students enjoy the variety, and it gives them practice grading another paper. You can have the students write either the number wrong or the number right in the space provided on the name side of the drill.

7. Collect drills and briefly check over after school. Grades are recorded once each week. Both the *Teacher Tests and Speed Drills* and the *Curriculum / Lesson Plans* designate which speed drills are graded. There is room for a stamp or sticker next to the grade if a student made no mistakes or improved.

8. Send speed drills home after they are completed. A speed drill that was not done due to absence or lack of time can be completed at home by students if parents desire. It is not necessary for students to return the speed drills after showing to parents. Some parents like to display their child's speed drills on the refrigerator or other places in the home. Some teachers like to display speed drills around the room.

Quizzes

Quizzes are given biweekly and are comprehensive.

Suggested procedure for administering the bi-weekly quizzes:

1. Hand out quizzes while students get out a clean cover sheet and pencil. Most teachers find that it is a help if they count out the quizzes by rows for quick distribution.

2. Briefly look at the quiz together and answer the students questions about the instructions. Students should not ask questions about how to work problems or ask questions after the quiz begins. For the first quiz, explain and demonstrate how to use a cover sheet.

3. Give students 7–10 minutes to complete. If everyone finishes sooner, stop when all are finished. Train the students who finish before time is called to check answers carefully.

4. Exchange and grade. Students use a pen to grade. Call out the answers. Students draw a straight line through any wrong answers. Most teachers find that it is better not to tell students the value of each question. It is usually easier if the teacher figures the grade after school.

5. The grading goes much quicker and smoother if students are not allowed to ask questions during the grading of the quiz. If the student grading or the owner of the quiz has any questions, a question mark should be put at the top of the quiz and beside the answers that are in question.

Teacher Key

ARITHMETIC 4

Tests and Speed Drills





A Beka Book®
A MINISTRY OF
PENSACOLA CHRISTIAN COLLEGE
PENSACOLA, FLORIDA 32523-9160

ARITHMETIC 4

Tests and Speed Drills

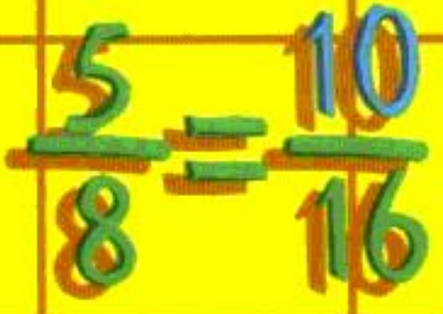

A Beka Book® Traditional Arithmetic Series

Lesson 111 — 2 min.

×	8	6	9	0	7	2
12						
8						
10						
7						
11						

Lesson 113 — 3 min.

Average.

72	$42.96	69
54	$27.52	74
99	$65.87	87
63		68
36		
18		

Lesson 114 — 2 min.

Write the missing signs.

6 ___ 3 = 18	16 ___ 6 = 22
4 ___ 2 = 8	13 ___ 9 = 4
12 ___ 2 = 6	22 ___ 11 = 2
27 ___ 4 = 31	35 ___ 5 = 7
18 ___ 9 = 9	4 ___ 8 = 32
18 ___ 9 = 2	9 ___ 7 = 2
9 ___ 3 = 27	54 ___ 6 = 9

Lesson 115 — 5 min.

+	10	5	16	12	13	9
8						
4						
9						
6						
3						

Copyright © 1995, 1991, 1980 Pensacola Christian College • Not to be reproduced.